


VARIMETER

Phase Sequence Monitor (Phase Sequence Relay)
IK 9179, RK 9179, SK 9179

Translation
of the original instructions



Your advantages

- According to IEC/EN 60255-1
- Detection of phase sequence in 3-phase systems
- Without auxiliary voltage

Features

- Closed circuit operation
- LED indicator for phase sequence
- Output 1 changeover contact
- Devices available in 3 enclosure versions:
 - I- and R-model, e.g. IK 9169 with depth 61 mm or RK 9169 with depth 71 mm with terminals at the bottom for installation systems and industrial distribution systems according to DIN 43880
 - S-model, e.g. SK 9169 depth 100 mm, with terminals at the top for cabinets with mounting plate and cable duct
- Width 17.5 mm

Product Description

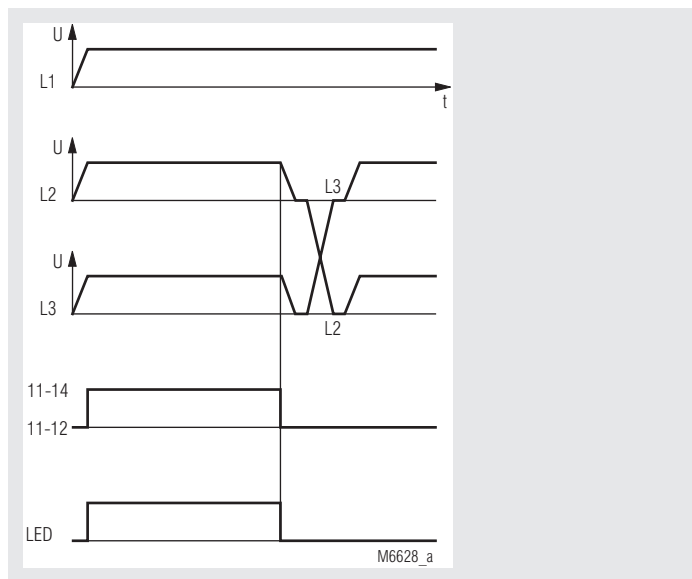
The phase sequence monitor IK 9179 is also available in the two housing variants SK 9179 and RK 9179. It is used to detect the direction of rotation (clockwise rotating field) and thus enables controlled switching on of loads with preferred direction of rotation.

Approvals and Markings



*) Only IK/SK 9179

Function Diagram



Applications

Detection of phase sequence in 3-phase systems. Disable start of motors with fixed direction of rotation in the case of wrong phase sequence

Connection Terminals

Terminal designation	Signal description
L1, L2, L3	Measuring input or. supply voltage
11, 12, 14	Changeover contact

Indicators

LED: On, when output relay active (contact 11-14 closed)

Technical Data

Input

Nominal voltage U_N : 3 AC 400 V
Voltage range: 0.8 ... 1.1 U_N
Nominal frequency: 50 / 60 Hz
Frequency range: 45 ... 65 Hz

Output

Contact:

IK 9179.11, RK 9169, SK 9179: 1 changeover contact

Thermal current I_{th} : 4 A

Switching capacity

to AC 15:

NO contact: 3 A / AC 230 V IEC/EN 60947-5-1

NC contact: 1 A / AC 230 V IEC/EN 60947-5-1

IEC/EN 60947-5-1

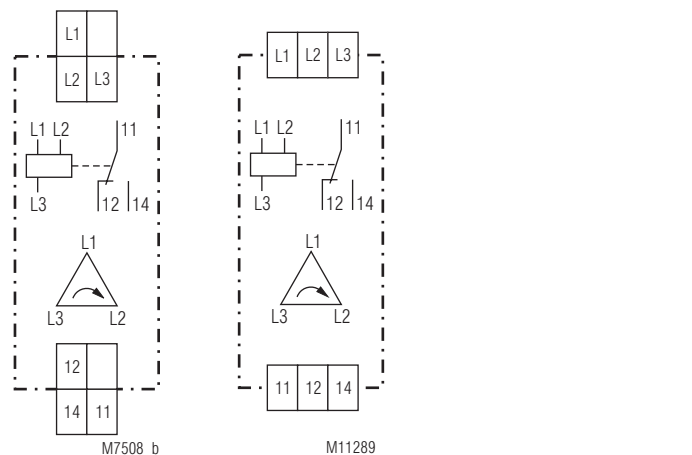
Electrical life to AC 15 at 1 A, AC 230 V: Typ. 300000 switching cycles

Short-circuit strength

max. fuse rating: 4 A gG / gL IEC/EN 60947-5-1

Mechanical life: $\geq 30 \times 10^6$ switching cycles

Circuit Diagram



IK 9179, SK 9179

RK 9179

Technical Data

General Data

Operating mode:	Continuous operation	
Temperature range:	- 20 ... + 60 °C	
Clearance and creepage distances		
Rated impulse voltage / pollution degree		
(between L1-L2-L3):	4 kV / 2	IEC 60664-1
Input / output:	4 kV / 2	IEC 60664-1
EMC		
Electrostatic discharge:	8 kV (air)	IEC/EN 61000-4-2
HF irradiation		
80 MHz ... 2.7 GHz:	10 V/m	IEC/EN 61000-4-3
Fast transients:	4 kV	IEC/EN 61000-4-4
Surge voltages between wires for power supply:	2 kV	IEC/EN 61000-4-5
Between wire and ground:	4 kV	IEC/EN 61000-4-5
HF wire guided:	20 V	IEC/EN 61000-4-6
Interference suppression:	Limit value class B	EN 55011
Degree of protection		
Housing:	IP 40	IEC/EN 60529
Terminals:	IP 20	IEC/EN 60529
Housing:	Thermoplastic with V0 behaviour according to UL subject 94	
Vibration resistance:	Amplitude 0.35 mm IEC/EN 60068-2-6 frequency 10 ... 55 Hz	

The 1 MHz slow damped oscillator test according to IEC/EN 60255-1 has not been made.

Climate resistance:	20 / 060 / 04	IEC/EN 60068-1
Terminal designation:	EN 50005	
Wire connection:	DIN 46228-1/-2/-3/-4	
IK 9179, SK 9179		
Cross section:	2 x 0.6 ... 2.5 mm ² solid or 2 x 0.28 ... 1.5 mm ² stranded wire with and without ferrules	
Stripping length:	10 mm	
Leiterbefestigung:	Plus-Minus-terminal screws M3.5 with self-lifting clamping piece	
Fixing torque:	0.8 Nm	
RK 9179		
Cross section:	0.34 ... 2.5 mm ² solid or 0.34 ... 2.5 mm ² stranded wire with and without ferrules	
Stripping length:	7 mm	
Wire fixing:	Captive slotted screw / M2.5	
Fixing torque:	0.5 Nm	
Mounting:	DIN rail	IEC/EN 60715
Weight		
IK 9179:	60 g	
RK 9179:	74 g	
SK 9179:	77 g	

Dimensions

Width x height x depth

IK 9179:	17.5 x 90 x 61 mm
RK 9179:	17.5 x 90 x 71 mm
SK 9179:	17.5 x 90 x 100 mm

Standard Types

IK 9179.11	3 AC 400 V	50/60 Hz
Article number:	0049182	
RK 9179.11	3 AC 400 V	50/60 Hz
Article number:	0060282	
SK 9179.11	3 AC 400 V	50/60 Hz
Article number:	0051576	
• Output:	1 changeover contact	
• Nominal voltage U _N :	3 AC 400 V	
• Width:	17.5 mm	